


DISC DIFFUSER **Ecoflex® XS Series 9"** Silicone/EPDM

Components for water and wastewater treatment




XS9"

Ecoflex[®] XS9''

PRODUCT PROPERTIES


- low installation costs
- high operational safety
- low maintenance
- low-cost construction
- application: - continous
- intermittent



SILICONE



EPDM



ECOFLEX® XS EXTRA SMART SERIES 9" SILICONE, OPERATING RANGE


Model	Pore size µm	Range flow rate (Nm³/h) min-max	Optimal flow rate (Nm³/h)	Standard connection	Max temperature Celsius/ Fahrenheit	Operating procedure	Application
ECOXS50S	60	1-7	4	3/4" M	230°C / 446° F	continous intermittent	Aeration tank
ECOXS100S	100	1,5-8	6	3/4" M	230°C / 446° F	continous intermittent	Aeration tank, anaerobic sludge digestion
ECOXS150S	150	1,8-10	8	3/4" M	230°C / 446° F	continous intermittent	Aeration tank, anaerobic sludge digestion

Membrane in NBR, PTFE. Coated, Plasma treated, are available on request

DIMENSION

Type	Total height (mm)	Diameter total (mm)	Diameter effective (mm)	Over all height above air distributor (mm)	Perforated area (m²)	Total weight (kg)
Ecoflex® XS	78	240	200	68	0,03	0,7

Connection 3/4F, 1"M, 1"F or NPT thread, available on request



ECOFLEX® XS EXTRA SMART SERIES 9" EPDM, OPERATING RANGE

Model	Pore size µm	Range flow rate (Nm³/h) min-max	Optimal flow rate (Nm³/h)	Standard connection	Max temperature Celsius/ Fahrenheit	Operating procedure	Application
ECOXS50D	60	1-7	4	3/4" M	130°C / 266° F	continous intermittent	Aeration tank
ECOXS100D	100	1,5-8	6	3/4" M	130°C / 266° F	continous intermittent	Aeration tank, anaerobic sludge digestion
ECOXS150D	150	1,8-10	8	3/4" M	130°C / 266° F	continous intermittent	Aeration tank, anaerobic sludge digestion

Membrane in NBR, PTFE. Coated, Plasma treated, are available on request



DIMENSION

Type	Total height (mm)	Diameter total (mm)	Diameter effective (mm)	Over all height above air distributor (mm)	Perforated area (m²)	Total weight (kg)
Ecoflex® XS	78	240	200	68	0,03	0,7

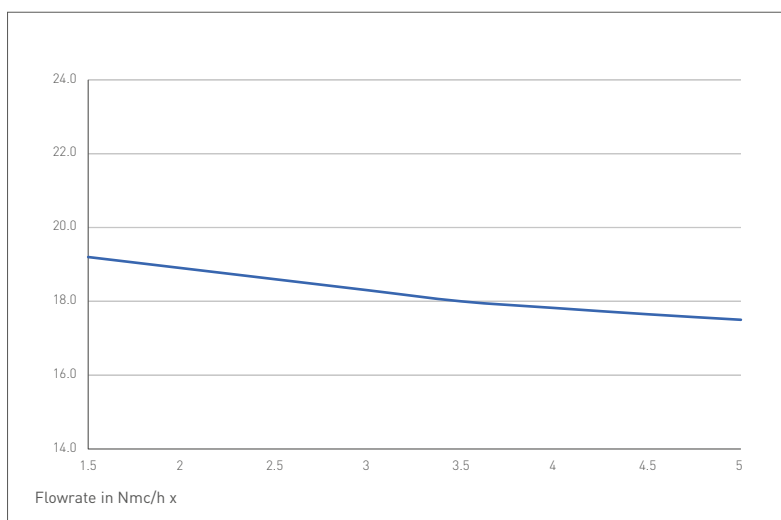
Connection 3/4F, 1"M, 1"F or NPT thread, available on request

Ecoflex® Silicone/EPDM XS9"

SILICONE_{μm}



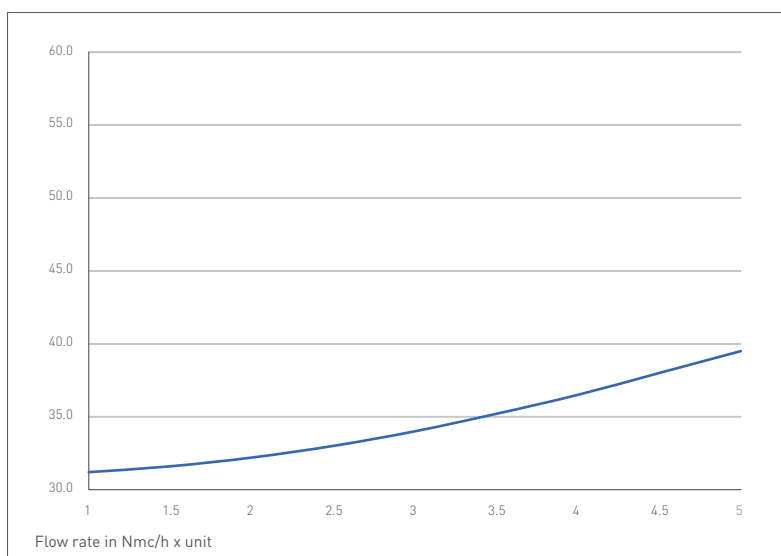
Oscillating non return valve, ensures that the non return valve is not blocked with any dirt.



ECOFLEX® ECO50S/D-XS DISC DIFFUSER 60 MICRO OXYGEN TRANSFER EFFICIENCY

— Oxygen transfer rate O2 in gr / Nmc * m submersion

Data are referd to clean tap water
standard condition at 20°C, 101,3kPa



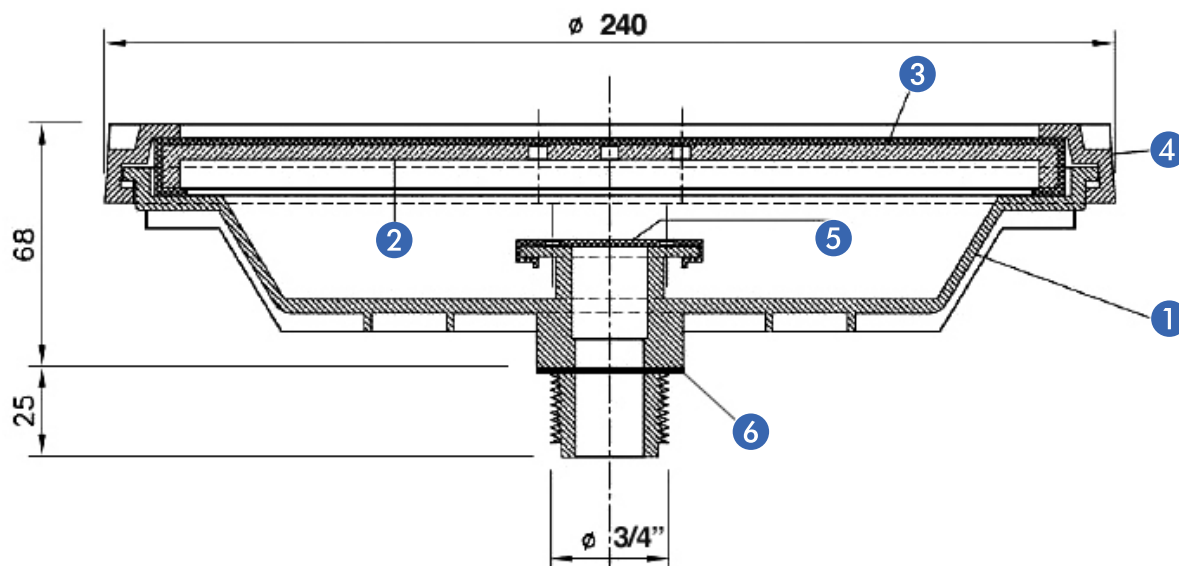
ECOFLEX® ECO50S/D-XS DISC DIFFUSER 60 MICRO HEAD LOSS

— Head loss in mbar

Data are referd to clean tap water
standard condition at 20°C, 101,3kPa

Comparable values can only be obtained with a similar setup and condition. Depending on the tank geometry, slit chart, water depth and planar allocation, the quoted values can change. All the data are based on clean water 20° temperature, 1013mbar / 68°F, 101,3kpa. All data are approximate data!

INSTALLATION DRAWING



MATERIAL OF THE SINGLE COMPONENTS

Number	Description	Material
1	Diffuser body	Polypropilene, glass fiber reinforced
2	Innerplate	Polypropilene, glass fiber reinforced
3	Diffuser membrane	SILICONE / EPDM Brillant! Surface with enhanced non-stick characteristic to reduce encrustations
4	Retaining ring	Polypropilene, glass fiber reinforced
5	Non return valve	Silicone / EPDM
6	Gasket	EPDM

DIMENSION

Type	Height (mm)	Diameter total (mm)	Diameter effective (mm)	Over all height above distributor (mm)	Perforated area (m²)	Total weight (kg)
Ecoflex®	78	240	200	53	0,03	0,7

All data are approximate data!

Ecoflex® Silicone/EPDM XS9"

AIR FLOW

The **air flow area** of Ecoflex® Silicone disc diffusers ranges **from 1 to 10 Nm³/(h x unit)**, depending on the perforation.

The following recommendations for the storage, cleaning, and maintenance of elastomers are based on the international standard DIN 7716.

STORAGE

The diffusers and all accessories must be packed in a condition free from tension, compression and deformation. They must be kept in the original packaging until installation and do not place heavy weights on the packed products. Store in a dry, covered and aerated

room free from sources of heat, humidity and dust. The storage of rubber components up to the installation should not exceed 1 year. Should they be transported in open receptacles like lattice boxes, the packed products have to be covered for protection against UV radiation.

MAINTENANCE

ECOFLEX Silicon/EPDM disk diffusers are designed to be efficient and easy to install.

Diffusers can only be checked while the activated sludge tank is out of work and empty. Therefore conventional cleaning must be done during the process. Formic acid is used very successfully

against scale. To keep the pores open, the formic acid is sprayed into the compressed air for a short time.

Also a regular use with maximum air flow for a short time helps keeping the diffusers in good condition for a long time. (Refer to maintenance manual).

MEMBRANE LIFETIME

More than 5 years in municipal waste water treatment plants, depending on wastewater compound and operating method.

Our continuing commitment to quality product, may mean a change without notice of specification, design and other content included in this brochure.



■ ■ **Geotierre** was founded in Bergamo (Italy) in 2007 to produce and develop hi-tech plastic components. With the acquisition of **Tierre Srl** in 2013, the company entered the wastewater treatment market with the development and manufacturing of micro bubble disc and tube diffusers and has since become a leading manufacturer of wastewater treatment products for our prestigious clients. ■ ■

CONTACT

Geoteck-Tierre S.R.L.

Phone +39 035 810296

TeleFax + 39 035 810296

email: info@geotierre.com

Address: Via Prato Pieve 54, 24060 Casazza (BG)

ITALY

Certified ISO9001:2015

Geoteck-Tierre SRL
Via Prato Pieve 54
24060 Casazza (BG)
Italy



Azienda con sistema
di gestione qualità
certificato secondo la
Norma ISO9001:2015

geotierre.com